



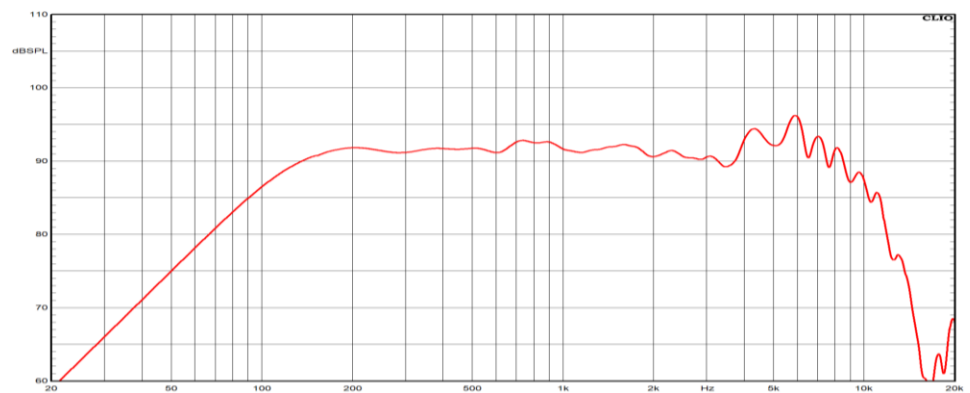
## 6,5" Ceramic Midrange

Program Power	180 W
Rated impedance	8 Ohm
Nominal diameter	6,5" - 165 mm
Sensitivity (2,83V/1m)	92,5dB
Voice coil diameter	1,25 in - 32 mm
Frequency Range	90-6.000 Hz

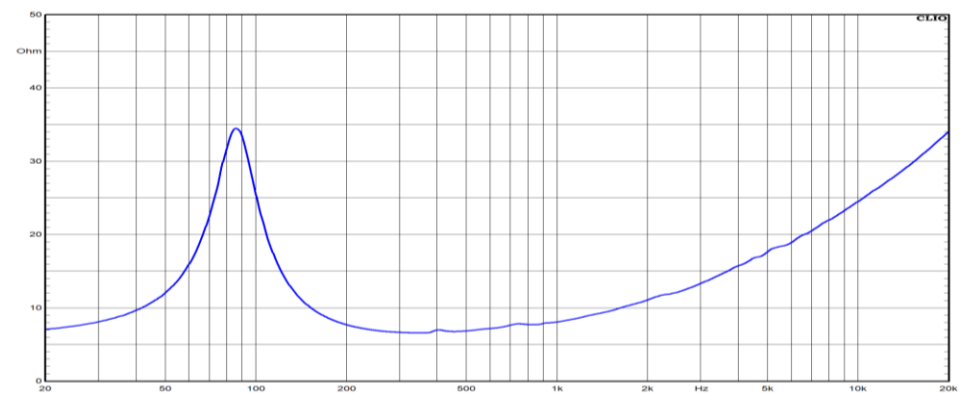
### SPECIFICATIONS

Nominal Diameter	6,5" - 165 mm
Rated Impedance	8 Ohm
Nominal Power Handling <sup>1</sup>	90 W
Program Power <sup>2</sup>	180 W
Sensitivity <sup>3</sup>	92,5dB
Frequency Range <sup>4</sup>	90-6.000 Hz
Minimum Impedance	-
Basket Material	Aluminum
Magnet Material	Ferrite
Cone Material	Doped cellulose fiber
Cone Shape	Exponential
Surround	Nomex Fabric
Suspension	Nomex Fabric
Voice Coil Diameter	1,25 in - 32 mm
Voice Coil Winding Material	Copper
Voice Coil Length	10 mm - 0,39 in
Voice Coil Former Material	Aluminum
Connection type	Faston
Ferofluid	No
Magnetic Gap Height	6 mm - 0,24 in
Max. Peak to Peak Excursion	-
Efficiency Bandwidth Product EBP	102
Recommended Loading	Sealed Box
Volume / Tuning frequency	-
Maximum recommended frequency	-

### FREQUENCY RESPONSE CURVE <sup>6</sup>



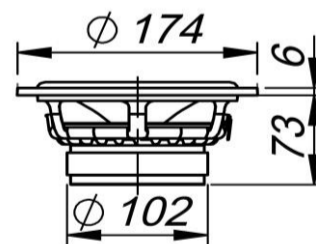
### FREE AIR IMPEDANCE CURVE <sup>7</sup>



### T/S PARAMETERS

8 Ohm

Resonance frequency	Fs	86 Hz
DC Resistance	Re	5,7 Ohm
Mechanical Q Factor	Qms	3,19
Electrical Q Factor	Qes	0,63
Total Q Factor	Qts	0,53
BI Factor	BI	7 Tm
Effective Moving Mass	Mms	10 g
Equivalent Cas air loaded	Vas	8,6 lt (dm <sup>3</sup> ) - 0,3 cuft
Suspension Compliance	Cms	-
Effective Piston Diameter	D	131 mm - 5,16 in
Effective piston area	Sd	135 cm <sup>2</sup> - 20,9 sq.in
Max. Linear Excursion <sup>5</sup>	Xmax	3,5 mm - 0,14 in
Voice Coil Inductance @ 1kHz	Le	0,49 mH
Half-space Efficiency	η0	0,84 %



### MOUNTING AND SHIPPING INFORMATION

Overall Diameter	174 mm - 6,85 in
Baffle Cutout Diameter	146 mm - 5,75 in
Flange and Gasket Thickness	6 mm - 0,24 in
Total Depth	79 mm - 3,11 in
Bolt Circle Diameter	164 mm - 6,46 in
Bolt Holes Quantity and Diameter	6 / 4,5 mm - 0,18 in
Net Weight	1,69 Kg - 3,73 lb
Shipping Units	4 Pcs

### NOTES

- <sup>1</sup> Nominal power is determined according to AES2-1984 (r2003) standard.
- <sup>2</sup> Program Power is defined as 3 dB greater than the Nominal rating.
- <sup>3</sup> Sensitivity represents the averaged value of acoustic output as measured on the forward central axis of cone, at distance 1m, when connected to 2,83V sine wave test signal.
- <sup>4</sup> Frequency range is given as the band of frequencies delineated by the lower and upper limits where the output level drops by 10 dB below the rated sensitivity in half space environment.
- <sup>5</sup> Linear Math. Xmax is calculated as (Hvc-Hg)/2 + Hg/4 where Hvc is the coil depth and Hg is the gapdepth.
- <sup>6</sup> Frequency response curve is measured on infinite baffle conditions.
- <sup>7</sup> Impedance curve is measured in free air conditions at small signals.